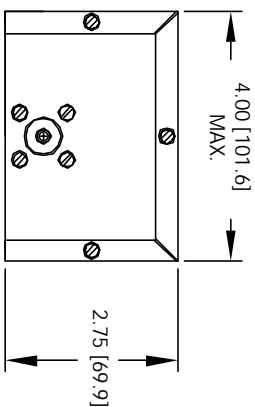
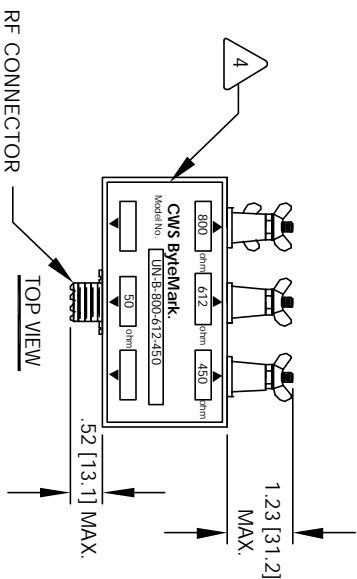


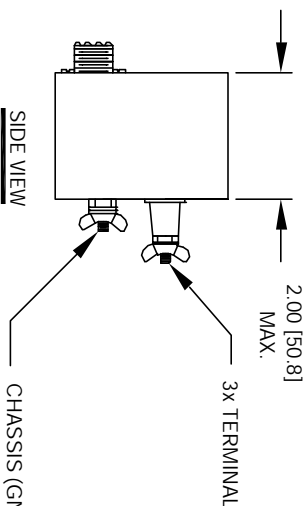
The information contained in this drawing is the sole property of CWS Coil Winding Specialist. Any reproduction in part or whole without written permission of CWS Coil Winding Specialist is prohibited.

REVISION HISTORY

REV	ECN	DESCRIPTION	SIGN & DATE			
			BY	DATE	CHK	DATE
B		PRODUCTION RELEASE	TDK	7/02/07	JLJU	7/02/07



FRONT VIEW



SIDE VIEW

BEVERAGE ANTENNAS

5 APPLICATIONS:

WHERE SHOWN

4 MARK PART NUMBER AND REVISION

POWER RATING: 1 KW CONTINUOUS, 2 KW PEAK.

FREQUENCY RANGE: 1.0 MHZ TO 30 MHZ

TO UNBALANCED OUTPUT: (800 O OR 612 O OR 450 O ) SO239

UNBALANCED CO-AXIAL INPUT: 50 OHMS SO239

IMPEDANCE MATCH RATIO: 16:1, 12.24:1, 9:1

3 SPECIFICATIONS:

WIRE: UL RECOGNIZED 200°C RATED MAGNET WIRE

CWS BYTEMARK OR OTHER APPROVED PART

2 CORE: COATED FERRITE TOROID, K MATERIAL

1 MATERIAL: UL RECOGNIZED 94V-0 FOR FLAMMABILITY

NOTES: UNLESS OTHERWISE SPECIFIED.

UNLESS OTHERWISE SPECIFIED	DO NOT SCALE DRAWING
DIMENSIONING AND TOLERANCE PER ANSI Y14.5M	ANGLE PROJECTION
ALL DIMENSIONS ARE IN INCHES AND (DIMENSIONS)	
TOLERANCE INCHES: .XXX = ±.010 .XX = ±.020 .X = ±.030	
TOLERANCE METRCS: .XXX = ±.254 .XX = ±.51	

QTY	CODE	MFG. P/N	DESCRIPTION	ITEM NO.
	AUTOCAD	X		
	SOLIDWORKS			
	SIGN	DATE		
	TDK	7/02/07		
	JLJU	7/02/07		
	KSUM	7/02/07		
	JLJU	7/02/07		

SIZE	DWG. NO.	REV
B	UN-B-800-612-450	B
SCALE	2=1	SHEET 1 OF 1

PARTS LIST

CWS Coil Winding Specialist.  
353 W. GROVE AVENUE  
ORANGE, CA. 92665

Beverage Ant. Unun Transformer  
500:8000, 500:6120, 500:4500