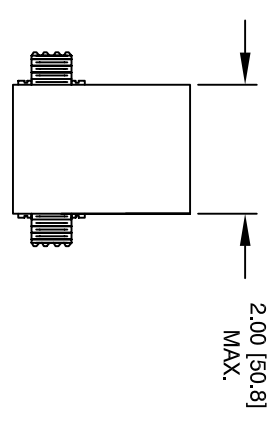
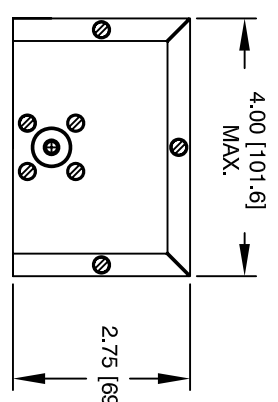
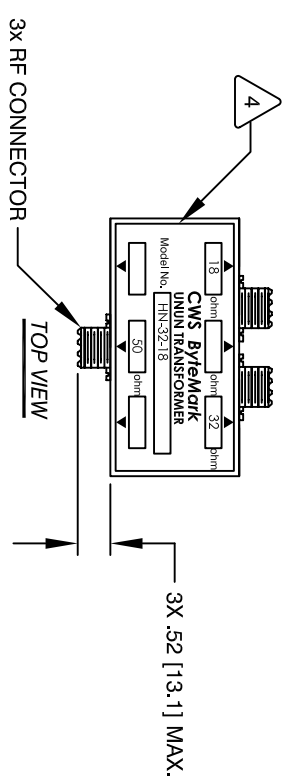
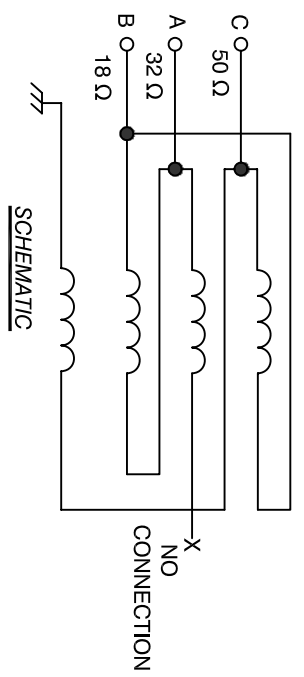


The information contained in this drawing is the sole property of CWS Coil Winding Specialist. Any reproduction in part or whole without written permission of CWS Coil Winding Specialist is prohibited.

REVISION HISTORY

REV	ECN	DESCRIPTION	SIGN & DATE			
			BY	DATE	CHK	DATE
A		PRODUCTION RELEASE	TDK	8/25/04	JLJU	8/25/04
B		UPDATED AND ROHS COMPLIANT	RLL	1/23/11	JLJU	1/23/11



- 6 BUILT TO ROHS COMPLIANCE
- 18 Ω OR 32 Ω LINES
INVERTED L'S SLOPERS AND OTHER
ON HI-Q ANTENNA (USE 18 Ω OUTPUT)
- 5 APPLICATIONS:

- WHERE SHOWN
MARK PART NUMBER AND REVISION
- EFFICIENCY = 99%
- POWER RATING: 1 KW CONTINUOUS, 2 KW PEAK.
- FREQUENCY RANGE: 1 MHZ TO 40 MHZ
- TO UNBALANCED OUTPUT: EITHER 32 Ω OR 18 Ω, SO239
- UNBALANCED CO-AXIAL INPUT: 50 Ω, SO239
- IMPEDANCE MATCH RATIO: 1.56 :1 AND 2.78:1
- 3 SPECIFICATIONS:

- WIRE: UL RECOGNIZED 200°C RATED MAGNET WIRE
 - CWS BYTEMARK OR OTHER APPROVED PART
 - 2 CORE: COATED FERRITE TOROID, K MATERIAL
 - 1 MATERIAL: UL RECOGNIZED 94V-0 FOR FLAMMABILITY
- NOTES: UNLESS OTHERWISE SPECIFIED, READ TEXT FROM BOTTOM UP.
USE 18 Ω OUTPUT FOR HI-Q ANTENNA

QTY	CODE IDENT	MFG. P/N	DESCRIPTION	ITEM NO.
			PARTS LIST	
			www.coilw.com	
			CWS Coil Winding Specialist Inc.	
			353 West Grove Avenue	
			Orange, CA 92865, USA	
			TITLE: Transmission Line Transformer	
			Dual Output UNUN	
			50 Ω : 32 Ω & 50 Ω : 18 Ω	
			SIZE (INC. NO.)	REV
			B	B
			SCALE	
			2=1	
			SHEET 1	OF 1