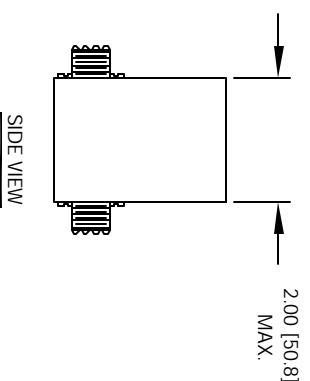
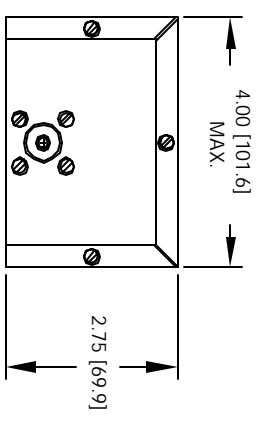
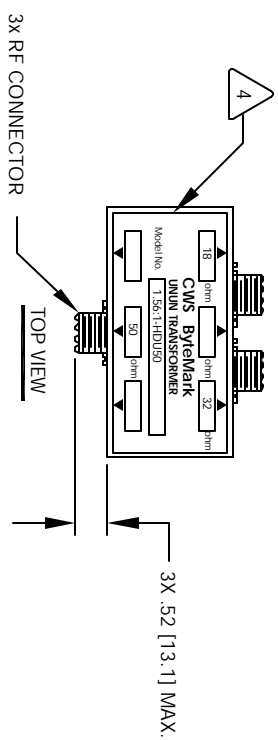


The information contained in this drawing is the sole property of CWS Coil Winding Specialist. Any reproduction in part or whole without written permission of CWS Coil Winding Specialist is prohibited.

REVISION HISTORY			
REV	ECN	DESCRIPTION	SIGN & DATE
			DR DATE CHK DATE
A		PRODUCTION RELEASE	TKX 8/25/04 JLAU 8/25/04



- 5 AND ON H-Q ANTENNA (USE 18 O OUTPUT)
APPLICATIONS:
WHERE SHOWN
MARK PART NUMBER AND REVISION
- 4

POWER RATING: 1 KW CONTINUOUS, 2 KW PEAK.
FREQUENCY RANGE: 1 MHZ TO 40 MHZ
TO UNBALANCED OUTPUT: EITHER 32 O OR 18 O, SO239
UNBALANCED CO-AXIAL INPUT: 50 O, SO239
IMPEDANCE MATCH RATIO: 1.56 : 1 AND 2.78:1
SPECIFICATIONS:

- 3 WIRE: UL RECOGNIZED 200°C RATED MAGNET WIRE
CWS BYTEMARK OR OTHER APPROVED PART
 - 2 CORE: COATED FERRITE TOROID, K MATERIAL
 - 1 MATERIAL: UL RECOGNIZED 94V-0 FOR FLAMMABILITY
- NOTES: UNLESS OTHERWISE SPECIFIED.

QTY	CODE	MFG. P/N	DESCRIPTION	ITEM NO.
	IDENT			
			PARTS LIST	
			CWS Coil Winding Specialist.	
			1510 E. Edinger Ave.	
			Unit B, Santa Ana, CA, 92705	
			TITLE:	
			Dual Output Unun Transformer	
			50 O to 32 O & 50 O to 18 O	
			SIZE DRW. ML	REV
			1.56:1-HDU50	A
			SCALE	
			2=1	
			SHEET 1 OF 1	