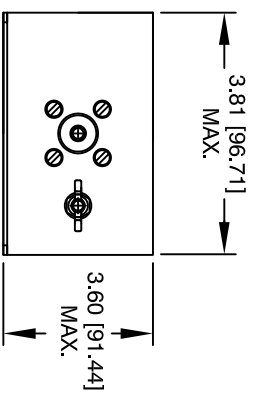
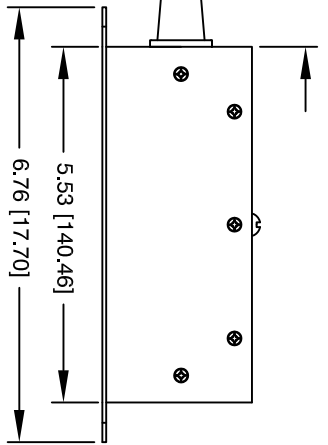
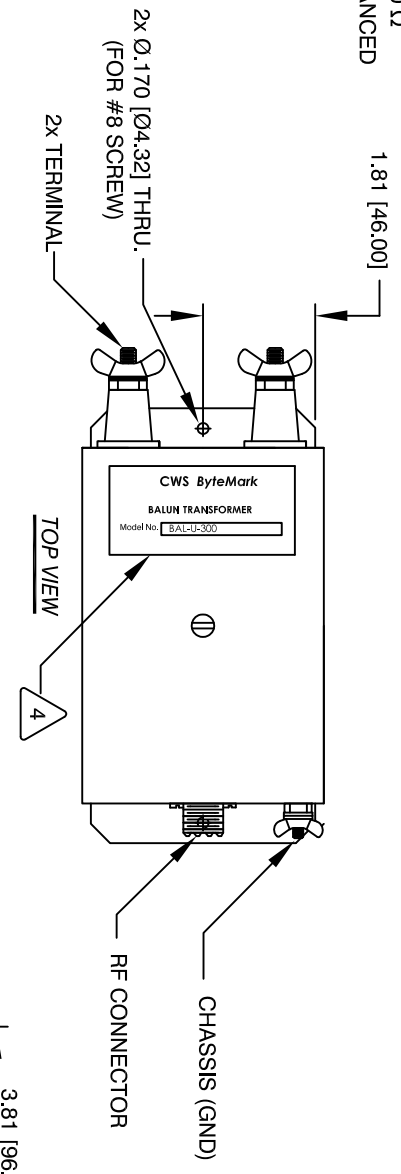
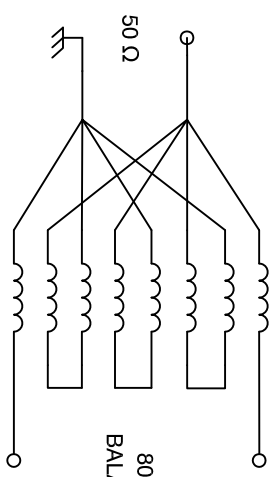


The information contained in this drawing is the sole property of CWS Coil Winding Specialist. Any reproduction in part or whole without written permission of CWS Coil Winding Specialist is prohibited.



- 6 BUILT TO ROHS COMPLIANCE TO A 50 Ω UNBALANCED LINE. WITH 800 Ω UNBALANCED LOAD FOR OFF-CENTER FED ANTENNAS
- 5 APPLICATIONS: WHERE SHOWN MARK PART NUMBER AND REVISION
- 4 EFFICIENCY = 97%
POWER RATING: 1 KW CONTINUOUS, 2 KW PEAK.
FREQUENCY RANGE: 1.70 MHZ TO 22 MHZ
CERAMIC FEED-THROUGH POSTS
BALANCED/UNBALANCE OUTPUT: 800 Ω
UNBALANCED CO-AXIAL INPUT: 50 Ω SO239
BOTH CURRENT & VOLTAGE BALUN
IMPEDANCE MATCH RATIO: 1:16
SPECIFICATIONS:

- 3 WIRE: UL RECOGNIZED 200°C RATED MAGNET WIRE
CWS BYTEMARK OR OTHER APPROVED PART
 - 2 CORE: COATED FERRITE TOROID, K MATERIAL
 - 1 MATERIAL: UL RECOGNIZED 94V-0 FOR FLAMMABILITY
- NOTES: UNLESS OTHERWISE SPECIFIED, READ TEXT FROM BOTTOM UP.

REVISION HISTORY		SIGN & DATE				
REV	ECN	DESCRIPTION	BY	DATE	CHK	DATE
B1		UPDATED SCHEMATIC & DESCRIPTION	TN	04/10/18	JL	04/10/18
C		UPDATED DESCRIPTION	TN	03/31/21	JL	03/31/21

QTY	CODE IDENT	MFG. P/N	DESCRIPTION	ITEM NO.
			PARTS LIST	
	AUTOCAD SOLIDWORKS			
	UNLESS OTHERWISE SPECIFIED			
	DIMENSIONING AND TOLERANCE PER ANSI Y14.5M AND [MILLIMETERS]			
	TOLERANCE INCHES: .XX=±.010 .XX=±.020 .XX=±.030 .XX=±.025 .XX=±.01			
	ANGLE PROJECTION			
	DO NOT SCALE DRAWING			
	DRAWN: AK	DATE: 6/16/13	TITLE: Transmission Line Transformer For Balanced and Unbalanced Load 50 Ω : 800 Ω	REV: C
	CHKD: DT	DATE: 6/16/13		
	ENGR: BO	DATE: 6/16/13		
	APPR: BO	DATE: 6/16/13		
	SIZE: B	SCALE: NOT TO SCALE		

www.collws.com
sclses@collws.com
CWS Coil Winding Specialist Inc.
353 West Grove Avenue
Orange, CA 92865, USA